

Polias Sincronizadoras

AT10

Passo 10 mm (Padronizada)

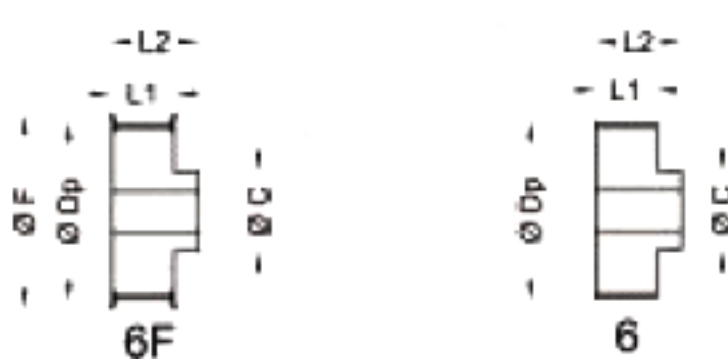
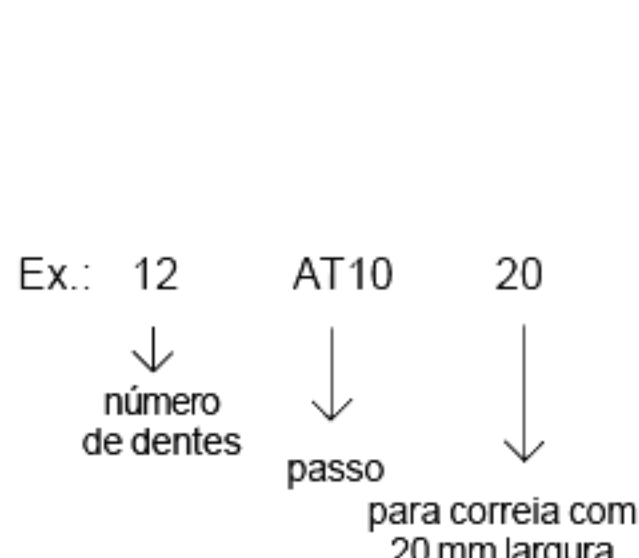
Dentes Trapezoidais

Para correias de largura 10 mm
Para correias de largura 12 mm

Código	Número de Dentes	Tipo Polia	Diâm. Prim.	Diâm. sobre Flanges	Ø P Furo Mín.	Ø P Furo Máx.	Ø C	Largura 10			Largura 12			Material
								L1	L2	Peso (g)	L1	L2	Peso (g)	
12 AT10	12	6F	38,20	42	6	16	28	15,0	21,0	20,0	17,0	23,0	30,0	AL
14 AT10	14	6F	44,56	48	8	18	32	15,0	21,0	40,0	17,0	23,0	50,0	AL
15 AT10	15	6F	47,75	51	8	18	32	15,0	21,0	60,0	17,0	23,0	70,0	AL
16 AT10	16	6F	50,93	55	8	18	35	15,0	21,0	65,0	17,0	23,0	75,0	AL
18 AT10	18	6F	57,29	61	8	20	40	15,0	21,0	80,0	17,0	23,0	90,0	AL
19 AT10	19	6F	60,48	64	8	22	44	15,0	21,0	90,0	17,0	23,0	100,0	AL
20 AT10	20	6F	63,66	67	8	25	46	15,0	21,0	100,0	17,0	23,0	130,0	AL
24 AT10	24	6F	76,39	80	8	30	58	15,0	21,0	130,0	17,0	23,0	170,0	AL
25 AT10	25	6F	79,58	82	8	32	60	15,0	21,0	170,0	17,0	23,0	200,0	AL
27 AT10	27	6F	85,95	90	8	32	60	15,0	21,0	190,0	17,0	23,0	230,0	AL
30 AT10	30	6F	95,49	99	8	32	60	15,0	21,0	210,0	17,0	23,0	260,0	AL
32 AT10	32	6F	101,86	105	10	32	65	15,0	21,0	240,0	17,0	23,0	290,0	AL
36 AT10	36	6F	114,59	118	10	35	70	15,0	21,0	270,0	17,0	23,0	300,0	AL
40 AT10	40	6F	127,32	131	10	38	80	15,0	21,0	300,0	17,0	23,0	320,0	AL
48 AT10	48	6	152,78	-	16	40	95	15,0	23,0	310,0	17,0	27,0	350,0	AL
60 AT10	60	6	190,98	-	16	45	110	15,0	23,0	350,0	17,0	27,0	390,0	AL
72 AT10	72	6	229,18	-	16	50	120	15,0	23,0	400,0	17,0	27,0	450,0	AL

Para correias de largura 16 mm
Para correias de largura 20 mm

Código	Número de Dentes	Tipo Polia	Diâm. Prim.	Diâm. sobre Flanges	Ø P Furo Mín.	Ø P Furo Máx.	Ø C	Largura 16			Largura 20			Material
								L1	L2	Peso (g)	L1	L2	Peso (g)	
12 AT10	12	6F	38,20	42	6	16	28	21,0	31,0	40,0	25,0	35,0	60,0	AL
14 AT10	14	6F	44,56	48	8	18	32	21,0	31,0	70,0	25,0	35,0	90,0	AL
15 AT10	15	6F	47,75	51	8	18	32	21,0	31,0	90,0	25,0	35,0	100,0	AL
16 AT10	16	6F	50,93	55	8	18	35	21,0	31,0	95,0	25,0	35,0	105,0	AL
18 AT10	18	6F	57,29	61	8	20	40	21,0	31,0	105,0	25,0	35,0	110,0	AL
19 AT10	19	6F	60,48	64	8	22	44	21,0	31,0	120,0	25,0	35,0	130,0	AL
20 AT10	20	6F	63,66	67	8	25	46	21,0	31,0	150,0	25,0	35,0	170,0	AL
24 AT10	24	6F	76,39	80	8	30	58	21,0	31,0	200,0	25,0	35,0	210,0	AL
25 AT10	25	6F	79,58	82	8	32	60	21,0	31,0	220,0	25,0	35,0	230,0	AL
27 AT10	27	6F	85,95	90	8	32	60	21,0	31,0	260,0	25,0	35,0	275,0	AL
30 AT10	30	6F	95,49	99	8	32	60	21,0	31,0	300,0	25,0	35,0	310,0	AL
32 AT10	32	6F	101,86	105	10	32	65	21,0	31,0	310,0	25,0	35,0	330,0	AL
36 AT10	36	6F	114,59	118	10	35	70	21,0	31,0	340,0	25,0	35,0	360,0	AL
40 AT10	40	6F	127,32	131	10	38	80	21,0	31,0	370,0	25,0	35,0	390,0	AL
48 AT10	48	6	152,78	-	16	40	95	21,0	31,0	390,0	25,0	35,0	410,0	AL
60 AT10	60	6	190,98	-	16	45	110	21,0	31,0	410,0	25,0	35,0	430,0	AL
72 AT10	72	6	229,18	-	16	50	120	21,0	31,0	600,0	25,0	35,0	630,0	AL



LEGENDA
6F = com flange maciça
6 = sem flange maciça
L1 = largura sem cubo
L2 = largura total com cubo

Polias Sincronizadoras

AT10

Passo 10 mm (Padronizada)

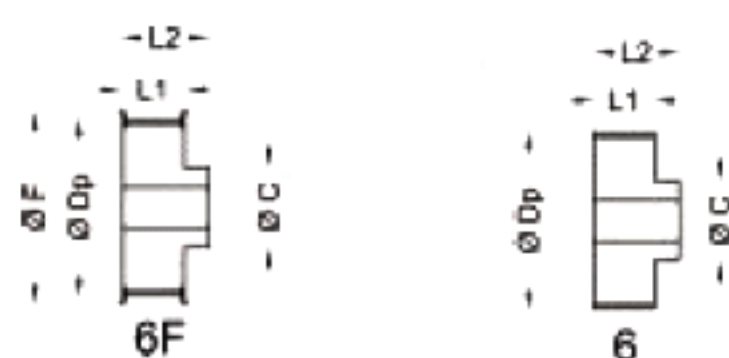
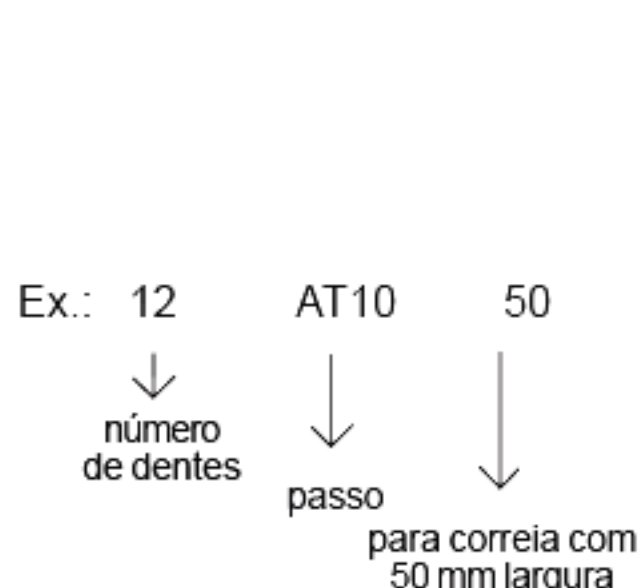
Dentes Trapezoidais

Para correias de largura 25 mm
Para correias de largura 32 mm

Código	Número de Dentes	Tipo Polia	Diâm. Prim.	Diâm. sobre Flanges	Ø P Furo Mín.	Ø P Furo Máx.	Ø C	Largura 25			Largura 32			Material
								L1	L2	Peso (g)	L1	L2	Peso (g)	
12 AT10	12	6F	38,20	42	6	16	16	30,0	40,0	70,0	40,0	50,0	160,0	AL
14 AT10	14	6F	44,56	48	8	18	18	30,0	40,0	100,0	40,0	50,0	160,0	AL
15 AT10	15	6F	47,75	51	8	18	18	30,0	40,0	120,0	40,0	50,0	160,0	AL
16 AT10	16	6F	50,93	55	8	18	18	30,0	40,0	130,0	40,0	50,0	160,0	AL
18 AT10	18	6F	57,29	61	8	20	20	30,0	40,0	140,0	40,0	50,0	160,0	AL
19 AT10	19	6F	60,48	64	8	22	22	30,0	40,0	190,0	40,0	50,0	210,0	AL
20 AT10	20	6F	63,66	67	8	25	25	30,0	40,0	200,0	40,0	50,0	220,0	AL
24 AT10	24	6F	76,39	80	8	30	30	30,0	40,0	220,0	40,0	50,0	230,0	AL
25 AT10	25	6F	79,58	82	8	32	32	30,0	40,0	250,0	40,0	50,0	270,0	AL
27 AT10	27	6F	85,95	90	8	32	32	30,0	40,0	280,0	40,0	50,0	290,0	AL
30 AT10	30	6F	95,49	99	8	32	32	30,0	40,0	315,0	40,0	50,0	320,0	AL
32 AT10	32	6F	101,86	105	10	32	32	30,0	40,0	340,0	40,0	50,0	360,0	AL
36 AT10	36	6F	114,59	118	10	35	35	30,0	40,0	370,0	40,0	50,0	390,0	AL
40 AT10	40	6F	127,32	131	10	38	38	30,0	40,0	400,0	40,0	50,0	410,0	AL
48 AT10	48	6	152,78	-	16	40	40	30,0	40,0	420,0	40,0	50,0	450,0	AL
60 AT10	60	6	190,98	-	16	45	45	30,0	40,0	470,0	40,0	50,0	500,0	AL
72 AT10	72	6	229,18	-	16	50	50	30,0	40,0	670,0	40,0	50,0	700,0	AL

Para correias de largura 50 mm

Código	Número de Dentes	Tipo Polia	Diâm. Prim.	Diâm. sobre Flanges	Ø P Furo Mín.	Ø P Furo Máx.	Ø C	Largura 50			Material
								L1	L2	Peso (g)	
18 AT10	18	6F	57,29	61	8	20	40	56,0	66,0	170,0	AL
19 AT10	19	6F	60,48	64	8	22	44	56,0	66,0	220,0	AL
20 AT10	20	6F	63,66	67	8	25	46	56,0	66,0	240,0	AL
24 AT10	24	6F	76,39	80	8	30	58	56,0	66,0	270,0	AL
25 AT10	25	6F	79,58	82	8	32	60	56,0	66,0	290,0	AL
27 AT10	27	6F	85,95	90	8	32	60	56,0	66,0	310,0	AL
30 AT10	30	6F	95,49	99	8	32	60	56,0	66,0	340,0	AL
32 AT10	32	6F	101,86	105	10	32	65	56,0	66,0	380,0	AL
36 AT10	36	6F	114,59	118	10	35	70	56,0	66,0	405,0	AL
40 AT10	40	6F	127,32	131	10	38	80	56,0	66,0	440,0	AL
48 AT10	48	6	152,78	-	16	40	95	56,0	66,0	490,0	AL
60 AT10	60	6	190,98	-	16	45	110	56,0	66,0	550,0	AL
72 AT10	72	6	229,18	-	16	50	120	56,0	66,0	750,0	AL



LEGENDA
6F = com flange maciça
6 = sem flange maciça
L1 = largura sem cubo
L2 = largura total com cubo